

# ELEVATING COMFORT



YOUR PREMIER UNDERFLOOR HEATING PROVIDER

-  QUALITY PRODUCTS
-  LIFETIME WARRANTY
-  TECHNICAL ADVICE
-  TRUSTED REVIEWS

[www.Be-Warm.co.uk](http://www.Be-Warm.co.uk)





## CONTENTS

Our Promise	3
Thermostats & Boards	4
Sticky Mats & Cables	5
Bewarm™ Loose Cables sizes & prices	6
Bewarm™ Foil Mat sizes & prices	8
Bewarm™ 150 watt Sticky Mat sizes & prices	9
Bewarm™ 200 watt Sticky Mat sizes & prices	10
Bewarm™ Insulation Boards sizes & prices	12
Thermostats & Accessories prices	13
Measuring guide & useful information	14-15

# OUR PROMISE



## QUALITY PRODUCTS

**Bewarm™** Our top-of-the-range ETFE advance insulation system is made with the finest fluoropolymers available. It is also 100% free from PVC coatings. **Bewarm™** systems are amongst the lightest available, being only 2mm thick, which means that you can tile right over them if you wish to do so. All of our heating systems are made with multi-strand wire, which makes them very durable.



## LIFETIME WARRANTY

**Bewarm™** offer a **lifetime warranty (50years)** on all electric underfloor heating mats and loose cable, due to manufacturing defects. Lifetime warranty is only valid when installed by an Approved Electrician in accordance with the latest IEE Wiring Regulations, with an installation confirming to Part P of the Building Regulations 2005. Installation must be in accordance with manufacturers guidelines. Product must be registered online at [www.Be-Warm.co.uk/register](http://www.Be-Warm.co.uk/register) within 28 days of work completion, failure to do so will result in void of guarantee. If you do not register for the extended warranty within 28 days, the 1-year standard warranty will apply.




## TECHNICAL ADVICE

There are fully qualified electricians waiting to take calls from customers at **Bewarm™**, the only company that provides underfloor heating to do so. Our staff have had actual experience in the installation of underfloor heating, with technical skills to beat the competition. **Bewarm™** also have design teams, comprising experts who are able to provide quotes using customers' own plans or drawings. In addition to being experts for electric and water underfloor heating systems, we are also the most proactive when it comes to advice on suitable floor coverings, structural sub floors and installation of the chosen systems.

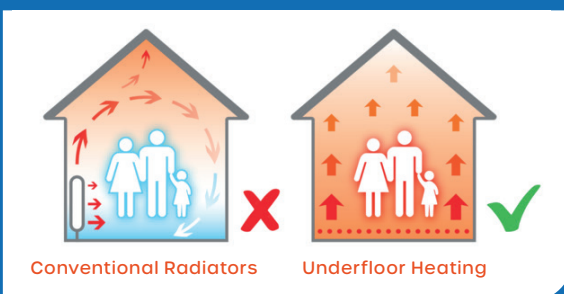



## TRUSTED REVIEWS

**Bewarm™** brand of underfloor heating is one of the best online seller in the UK. The reason for the success of our company is that our products are available for next day delivery to our retailers, all approved by **Bewarm™**, we supply to electrical wholesale suppliers, plumbers' merchants and tile shops. The **Bewarm™** heating cables are technologically advanced and are among the best on the market. They are also a firm favourite according to the hundreds of customer testimonials.



## BENEFITS OF BEWARM UNDERFLOOR HEATING





# THERMOSTATS & BOARDS



## BEWARM BLACK WI-FI THERMOSTAT

- WiFi Control
- Double Temperature Control
- Programmable
- Large Screen
- Professional Design
- Connects to App


The SMART Wi-Fi black thermostat is used to control your underfloor heating system, this thermostat pairs to your home Wi-Fi using an application from both Android and IOS platforms, once paired you will be minimising energy use as well as having your home remain at a comfortable temperature.



## BEWARM WHITE WI-FI THERMOSTAT

- WiFi Control
- Double Temperature Control
- Programmable
- Large Screen
- Professional Design
- Connects to App


The SMART Wi-Fi white thermostat is used to control your underfloor heating system, this thermostat pairs to your home Wi-Fi using an application from both Android and IOS platforms, once paired you will be minimising energy use as well as having your home remain at a comfortable temperature.



## BEWARM TILE BACKER INSULATION BOARDS

- Strength values of up to 30 tonnes per m2
- Tile Backer Boards are waterproof
- Super high insulation values per m2
- Excellent sound insulation
- Cuts with a utility knife
- Thermal conductivity value of 0.034 W/mK

Bewarm BACKER-PRO insulation boards are high quality extruded polystyrene panels, covered with a fibreglass mesh on both sides, for use with our under tile heating cables and mats (not suitable for our underwood systems). Available in 6mm, 10mm, 12.5mm, 20mm, 30mm & 50mm thickness.



## BEWARM XPS INSULATION BOARDS

- Strength values of up to 30 tonnes per m2
- XPS insulation boards are waterproof
- Super high Insulation Values per mm2
- Excellent sound insulation
- Cuts with a utility knife
- Thermal conductivity value of 0.034 W/Mk

Bewarm XP-PRO Insulation Boards are specifically designed for use with our electric underfloor heating systems on concrete/screeded floors. XP-PRO Insulation Boards are also used as a high quality insulation for our underwood heating systems, these boards are available in 6mm, 10mm, 20mm, 30mm & 50mm thickness. High compressive strength (30tonnes / m2), lightweight, high efficiency and low cost make this thermal board an ideal choice when fitting heating on to a poorly insulated concrete or screed base.



## STICKY MATS & CABLES



### BEWARM ELECTRIC UNDERFLOOR HEATING 150 WATT STICKY MATT

- Bewarm™ cables are only 2mm in thickness meaning they are one of the thinnest on the market today
- Bewarm™ The advantage of ultra-thin cable means that tiles can be directly laid on top if needed
- Bewarm™ cable heating systems are constructed using a multi strand wire composite making them extremely durable and very strong
- Bewarm™ All our mats are 500mm wide
- Bewarm™ 2m flexible two core power lead (cold tail)
- Bewarm™ Kit applies when thermostat is purchased

Bewarm™ heating mats comprise of the thinnest (2mm) fluoropolymer (Teflon) coated, dual-core resistive heating cable on the market. The cables are evenly spaced at 65mm intervals to provide an even heat distribution across the floor to suit the required heat output. The mat system allows for use in small confined areas (bathrooms and en suites) plus large areas, making fitting a BEWARM underfloor heating mat suitable for any DIY enthusiast. **Please note** - all electrical connections should be undertaken by a qualified electrician.



### BEWARM ELECTRIC UNDERFLOOR HEATING 200 WATT STICKY MAT

- Bewarm™ cables are only 2mm in thickness meaning they are one of the thinnest on the market today
- Bewarm™ The advantage of ultra-thin cable means that tiles can be directly laid on top if needed
- Bewarm™ cable heating systems are constructed using a multi strand wire composite making them extremely durable and very strong
- Bewarm™ All our mats are 500mm wide
- Bewarm™ Kit applies when thermostat is purchased

Bewarm™ heating mats comprise of the thinnest (2mm) fluoropolymer (Teflon) coated, dual-core resistive heating cable on the market. The cables are evenly spaced at 65mm intervals to provide an even heat distribution across the floor to suit the required heat output. The mat system allows for use in small confined areas (bathrooms and en suites) plus large areas, making fitting a BEWARM underfloor heating mat suitable for any DIY enthusiast. **Please note** - all electrical connections should be undertaken by a qualified electrician.



### BEWARM ELECTRIC UNDERFLOOR LOOSE CABLE

- Bewarm™ cables are only 2mm in thickness meaning they are one of the thinnest on the market today
- Bewarm™ The advantage of ultra-thin cable means that tiles can be directly laid on top if needed
- Bewarm™ cable heating systems are constructed using a multi strand wire composite making them extremely durable and very strong
- Bewarm™ All our mats are 500mm wide
- Bewarm™ 2m flexible two core power lead (cold tail)
- Bewarm™ Kit applies when thermostat is purchased

Bewarm™ heating cables comprise of the thinnest (2mm) fluoropolymer (Teflon) coated, dual-core resistive heating cable on the market. The cables can be spaced at an appropriate distance to provide an even heat distribution across the floor to suit the required heat output. The cable system allows for use in small confined areas (bathrooms and en suites) plus complicated shaped areas, making fitting a Bewarm™ underfloor heating cable suitable for any DIY enthusiast. **Please note** all electrical connections should be undertaken by a qualified electrician.



### BEWARM ELECTRIC UNDERFLOOR WOOD/LAMINATE FOIL

- Bewarm™ cables are only 2mm in thickness meaning they are one of the thinnest on the market today
- Bewarm™ The advantage of ultra-thin cable
- Bewarm™ cable heating systems are constructed using a multi strand wire composite making them extremely durable and very strong
- Bewarm™ All our mats are 500mm wide
- Bewarm™ 2m flexible two core power lead (cold tail)

Bewarm™ Electric Underwood Heating Mats provide a reliable and effective underfloor heating system that work with laminate floors, engineered wood floors and solid wood floors. Each Bewarm underwood heating system and thermostat comes with a Lifetime Guarantee.



# ELECTRIC UNDERFLOOR LOOSE CABLE KIT

Bewarm™ Kit applies free when thermostat is purchased with loose cable order  
(Duct tape – Primer – Roller – Conduit included)

Product Code SKU	Drum Length Metres	200 Watt 5cm Spacing	150 Watt 6.5cm Spacing	100 Watt 7.5cm Spacing	Price Ex Vat (£)
Cable11.5	11.5M	0.6	0.75	1.1	£91.20
Cable14	14 M	0.7	0.9	1.4	£100.80
Cable17	17 M	0.8	1.1	1.7	£104.40
Cable22.5	22.5 M	1.1	1.5	2.25	£120.20
Cable29	29 M	1.45	1.9	2.9	£129.60
Cable35	35 M	1.75	2.3	3.5	£146.40
Cable40	40 M	2	2.7	4	£158.40
Cable48	48 M	2.4	3.2	4.8	£165.60
Cable56	56 M	2.8	3.7	5.6	£172.80
Cable66	64 M	3.2	4.2	6.4	£186.00
Cable70	70 M	3.5	4.6	7	£189.60
Cable76	76 M	3.8	5	7.6	£199.20
Cable82	82 M	4.1	5.4	8.2	£236.40
Cable92	92 M	4.6	6	9.2	£252.00
Cable104	104 M	5.2	6.9	10.4	£259.20
Cable114	114 M	5.7	7.6	11.4	£262.80
Cable125	125 M	6.2	8.3	12.5	£264.00
Cable145	145 M	7.2	9.6	14.5	£288.00
Cable160	160 M	8	10.6	16	£306.00
Cable180	180 M	9	12	18	£337.20





Please choose from our chart  
5cm spacing of cable is for 200w,  
6.5cm for 150w, 7.5cm for 100w



# ELECTRIC STICKY MAT - 150WATT / PER METRE

Bewarm™ Kits apply free when a thermostat is purchased with sticky mat order *Duct tape – Primer – Roller – Conduit included (see image below)*



 Heating Mats

Product Code SKU	Heated Area m2	Matt Width mm	Watts	Amps	Price Ex Vat
150w1m	1	500mm	150	0.65	£86.40
150w1.5m	1.5	500mm	200	0.98	£112.80
150w2m	2	500mm	300	1.30	£127.20
150w2.5m	2.5	500mm	375	1.63	£144.00
150w3m	3	500mm	450	1.96	£165.60
150w3.5m	3.5	500mm	525	2.28	£178.80
150w4m	4	500mm	600	2.61	£195.60
150w4.5m	4.5	500mm	675	2.93	£207.60
150w5m	5	500mm	750	3.26	£250.80
150w6m	6	500mm	900	3.91	£271.20
150w7m	7	500mm	1050	4.57	£288.00
150w8m	8	500mm	1200	5.22	£333.60
150w9m	9	500mm	1350	5.87	£357.60
150w10m	10	500mm	1500	6.52	£380.40
150w11m	11	500mm	1650	7.17	£404.40
150w12m	12	500mm	1800	7.83	£433.20


- Kit Ranges from 1m2 to 24m2 for one room thermostat installation
- Mats are 500mm in Width and Maximum 12m2 on a single roll
- Above 24m2 with 150watt matt will need two thermostats or a contactor
- Please consult a Qualified Electrician





# ELECTRIC STICKY MAT - 200WATT / PER METRE

BeWarm™ Kits apply free when a thermostat is purchased with sticky mat order *Duct tape – Primer – Roller – Conduit included (see image below)*



- Flooring
- Flexible adhesive
- Levelling compound (optional - for tiles)
- Heat mat
- Insulation board
- Flexible adhesive
- Subfloor

Product Code SKU	Heated Area m2	Matt Width mm	Watts	Amps	Price Ex VAT (£)
200w1m	1	500mm	200	0.87	£99.60
200w1.5m	1.5	500mm	300	1.30	£124.80
200w2m	2	500mm	400	1.74	£135.60
200w2.5m	2.5	500mm	500	2.17	£148.80
200w3m	3	500mm	600	2.61	£170.40
200w3.5m	3.5	500mm	700	3.04	£183.60
200w4m	4	500mm	800	3.48	£196.80
200w4.5m	4.5	500mm	900	3.91	£210.00
200w5m	5	500mm	1000	4.35	£260.40
200w6m	6	500mm	1200	5.22	£274.80
200w7m	7	500mm	1400	6.09	£306.00
200w8m	8	500mm	1600	6.98	£332.40
200w9m	9	500mm	1800	7.83	£360.00
200w10m	10	500mm	2000	8.70	£387.60
200w11m	11	500mm	2200	9.16	£416.40
200w12m	12	500mm	2400	10.0	£444.00


- Kit Ranges from 1m2 to 18m2 for one room thermostat installation.
- Mats are 500mm in Width and Maximum 12m2 on a single roll.
- Above 18m2 with 200watt matt will need two thermostats or a contactor.
- Please consult a Qualified Electrician.





# ELECTRIC UNDERWOOD/ LAMINATE FOIL MAT

Product Code SKU	Heated Area m2	Foil Width mm	Watts Per Size	Amps	Price Ex Vat (£)
Foil 1m	1	500mm	140	0.58	£86.40
Foil 1.5m	1.5	500mm	210	0.87	£110.40
Foil 2m	2	500mm	280	1.16	£139.20
Foil 2.5m	2.5	500mm	350	1.45	£153.60
Foil 3m	3	500mm	420	1.75	£168.00
Foil 3.5m	3.5	500mm	490	2.04	£186.00
Foil 4m	4	500mm	560	2.33	£200.40
Foil 4.5m	4.5	500mm	630	2.62	£220.80
Foil 5m	5	500mm	700	2.91	£242.40
Foil 6m	6	500mm	840	3.50	£289.20
Foil 7m	7	500mm	980	4.08	£334.80
Foil 8m	8	500mm	1120	4.66	£361.20
Foil 9m	9	500mm	1260	5.25	£390.00
Foil 10m	10	500mm	1400	5.83	£420.00
Foil 11m	11	500mm	1540	6.41	£464.40
Foil 12m	12	500mm	1680	7.00	£493.20










# INSULATIONS BOARDS

## PRICE LIST TILE BACKER BOARDS Prices Ex Vat


Heated Area	Number of boards	Price of board 6mm	Price of board 10mm	Price of board 12.5mm	Price of board 20mm	Price of board 30mm	Price of board 50mm
Single	1	£13.80	£14.98	£15.60	£16.80	£20.40	£25.20
1m2	2	£27.60	£29.97	£31.20	£33.60	£40.80	£50.40
2m2	3	£41.40	£44.94	£46.80	£50.40	£61.20	£75.60
3m2	5	£69.00	£74.90	£78.00	84.00	£102.00	£126.00
4m2	6	£82.80	£89.88	£93.00	£100.80	£122.40	£151.20
5m2	7	£96.00	£104.86	£109.20	£117.60	£142.80	£176.40
6m2	9	£124.20	£134.82	£140.40	£151.20	£183.60	226.80
7m2	10	£138.00	£149.80	£156.00	£168.00	£204.00	252.00
8m2	11	£151.80	£164.78	£171.60	£184.00	£224.40	£277.20
9m2	13	£179.40	£194.74	£202.80	£218.40	£265.20	£327.60
10m2	14	£193.20	£209.72	£218.40	£235.20	£285.60	£352.80



**TILE BACKER BOARDS**

## PRICE LIST XPS INSULATION BOARDS Prices Ex Vat

Heated Area	Number of boards	Price of board 6mm	Price of board 10mm	Price of board 20mm	Price of board 30mm	Price of board 40mm
Single	1	£9.60	£10.80	£14.40	£15.60	£16.80
1m2	2	£19.20	£21.60	£28.80	£31.20	£33.60
2m2	3	£28.80	£32.40	£43.20	£46.80	£50.40
3m2	5	£48.00	£54.00	£72.00	£78.00	£84.00
4m2	6	£57.60	£64.80	£86.40	£93.60	£100.80
5m2	7	£67.20	£75.60	£100.80	£109.20	£117.60
6m2	9	£86.40	£97.20	£129.60	£140.40	£151.20
7m2	10	£96.00	£108.00	£144.00	£156.00	£168.00
8m2	11	£105.60	£118.80	£158.40	£171.60	£180.80
9m2	13	£124.80	£140.40	£187.20	£202.80	£218.40
10m2	14	£134.40	£151.20	£201.60	£218.40	£235.20



**XPS INSULATION BOARDS**



# THERMOSTATS & ACCESSORIES



—○  
**BEWARM  
WIFI WHITE  
THERMOSTAT**  
£126.00 ex vat



—○  
**BEWARM  
WIFI BLACK  
THERMOSTAT**  
£126.00 ex vat



—○  
**FLOOR  
SENSOR**  
£45.00  
ex vat



—○  
**CONTACTOR  
40A, 2NO,  
230V**  
£99.00 ex vat



—○  
**CONTACTOR  
25A, 2NO,  
230V**  
£79.00 ex vat



—○  
**CONTACTOR  
ENCLOSURE**  
£36.00 ex vat



—○  
**BEWARM  
KIT**  
£12.00 ex vat



—○  
**DUCT TAPE**  
£6.00 ex vat



—○  
**CONDUIT  
FOR  
SENSORS**  
£3.00 ex vat



—○  
**BEWARM  
PRIMER  
1 LITRE**  
£6.00 ex vat



—○  
**DECOUPLING  
MAT**  
£49.99 ex vat  
Decoupling Mat for  
2mm cable (1mt)

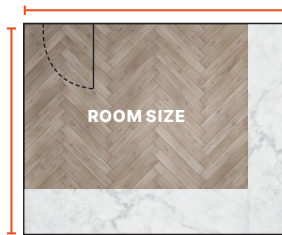


—○  
**ROLLER FOR  
PRIMER**  
£3.00 ex vat

# MEASURING GUIDE

## 1 MEASURING ROOM DIMENSIONS

Measure the length and width of your room.




## 2 MEASURING UNHEATED AREAS

Measure any permanent/fixed furniture items as these will block the heated areas



## 3 CALCULATING TOTAL HEAT AREA

Calculate approximately 10% less than the total heating area to allow for fitting.



### FOR EXAMPLE

Length (m2)      Width (m2)      Total room size (m2)

$$\boxed{5.5} \times \boxed{4.0} = \boxed{22.00}$$

Fixture Length (m2)      Fixture Width (m2)

$$\boxed{5.5} \times \boxed{0.6}$$

$$\boxed{3.4} \times \boxed{0.6}$$

NB: Once you have deducted the furniture sizes from the total floor area, you are left with the total heatable floor space. Deduct 10% from this figure to allow for a gap around the perimeter (and to prevent over measuring!) this will give you the size of the kit, rounding down to the closest suitable kit size.

Space (m2)      Footprint (m2)      TOTAL FITTED AREA (10% DEDUCTION)

$$\boxed{22.00} \times \boxed{5.34} = \boxed{15.00 \text{ m}^2}$$


**This formula shows the basics you need to calculate a system for around 70-80% of standard installations**  
 However if the customer is tiling under the bath or the kitchen units then you need to make sure you have enough insulation boards to cover this. This will help to maintain the same floor height. To calculate the number of insulation boards required, use the formula below  
**Total tiled area + 10% wastage = Insulation board area**

## TOP TIP

When measuring up for an electric underfloor heating system, care must be taken to correctly size the heat mat/cable as it must not be cut short











## USEFUL INFORMATION

Bewarm™ recommended maximum floor temperature limit for electrical underfloor heating.

 <p>Wood Max 27°C</p>	 <p>Carpet Max 27°C</p>	 <p>Vinyl Max 27°C</p>	 <p>Tile Max 29°C</p>
--	--	---	--

**Suitable Floor Finishes that can be bonded directly to Bewarm™ 100w, 150w, 200w Systems.**

- Ceramic
- Porcelain
- Stone & Marble
- Granite
- Slate
- Quartz *(Check can be used with UFH)*

If installing directly onto a suitable concrete or wooden subfloor (please check for suitability) Prime the Subfloor with the primer provided in the kit and allow it to dry before installing the Bewarm™ Sticky Mat or Loose Cable system. If installing the Bewarm™ Insulation Boards then prime the floor as above and use a suitable flexible tile adhesive or screws and washers to ensure they are fully adhered/fixes and set before laying the Sticky Mats or Loose Cables.

Once dry, lay the Bewarm™ Sticky Mat or Loose Cable system. Once the system is laid and tested then a 5mm bed of leveller can be laid or the tiles fitted directly above the system (ensuring a full bed of flexible adhesive is used). Allow a minimum of 10 days before turning on the Bewarm™ Electric Underfloor Heating System to allow adhesive and levellers to dry.

**Suitable Floor Finishes if covered with 10mm of leveller (sensitive floors) used with 150w only.**

- Laminate
- Engineered Wood
- Li & Luxury Vinyl *(Amtic, Karndean, Quickstep)*
- Carpet with underlay *(Max tog 2.5)*

If installing directly onto a suitable concrete or wooden subfloor (please check for suitability) Prime the Subfloor with the primer provided in the kit and allow it to dry before installing the Bewarm™ Sticky Mat or Loose Cable system. If installing the Bewarm™ Insulation Boards then prime the floor as above and use a suitable flexible tile adhesive or screws and washers to ensure they are fully adhered/fixes and set before laying the Stick Mats or Loose Cables.

Once dry, lay the Bewarm™ Sticky Mat or Loose Cable system. Once the system is laid and tested then a 10mm bed of leveller can be laid over the system. Allow a minimum of 10 days before turning on the Bewarm™ System to allow adhesive and levellers to dry. Please note that every system has its own recommended maximum floor temperature limit. This varies between flooring manufacturers and should be checked before turning on the system.



BeWarm™ use the latest high quality EFTE advanced insulated heating cables, made with premium quality Fluoropolymor material and only 2mm thick, the thinnest on the market today, constructed with multi strand wire making it very strong and extremely durable with lifetime warranty (50 years).

9-11 Butts Green Road  
Hornchurch  
Essex  
RM11 2JR  
[www.Be-Warm.co.uk](http://www.Be-Warm.co.uk)

